



R3566-01



R3566-01 Single Board Computer

Overview:

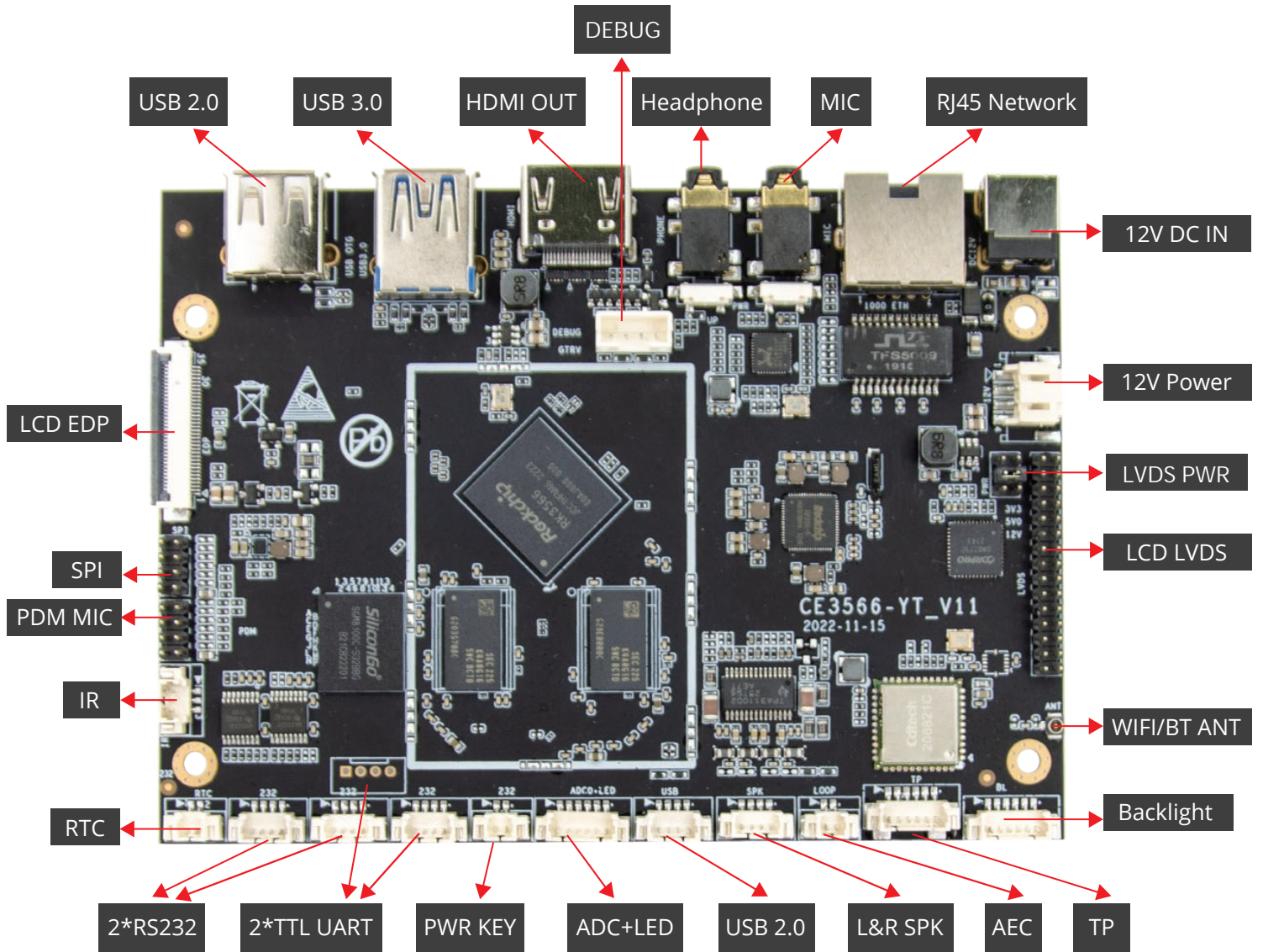
The R3566-01 is a cost-effective, commercial-grade, single-board computer based on the Rockchip RK3566, which focuses on power consumption control and cost-effectiveness. It provides rich I/O interfaces for flexible application in various fields such as AIoT devices, smart home products, and electronic ink screen devices.



Specification:

System	
CPU	Rockchip RK3566, 4 x Cortex-A55 1.8GHz, comes with an integrated neural processing unit (NPU) that delivers up to 1.0 TOPS.
Memory	1) Default: 2GB LPDDR4 (4GB/8GB optional) 2) 2GB/4GB/8GB LPDDR4X optional
Storage	16GB eMMC (8GB/32GB/64GB/128GB/256GB optional)
OS	Android, Yocto, Debian
Communication	
Ethernet	1 x Gigabit Ethernet
WIFI	2.4GHz & 5GHz Wi-Fi, BT 5.0 (optional)
Video & Audio	
LVDS	1 x LVDS, supports single and dual 8bit 1 x LVDS backlight, supports backlight control adjustment 1 x LVDS Power
TP	1 x TP, supports I2C or USB protocol
eDP	1 x eDP
HDMI	1 x HDMI output
SPK	1 x L&R speaker, 4Ω/2W
Headphone	1 x Headphone
MIC	1 x MIC
PDM	1 x PDM MIC
AEC	1 x AEC loopback
Other Interfaces	
UART	2 x TTL UART
RS232	2 x RS232
USB 2.0	1 x USB 2.0 OTG 1 x USB 2.0
USB 3.0	1 x USB 3.0
SPI	1 x SPI
IR	1 x IR receiver interface
ADC & LED	1 x ADC signal acquisition and LED control interface
Debug	1 x Debug
Power	1 x DC IN
RTC	1 x RTC battery interface
Power Key	1 x Power key
Power Supply	
Power Input	DC 12V-24V/2A input
Mechanical	
Dimensions	123.00mm x 88.00mm x 1.20mm
Net Weight	69g (±0.5g)
Operating Temp.	0°C - 70°C

I/O Interface:



Safety Instruction and Warnings :

General :

- Avoid exposure to water, moisture, and conductive surfaces while operating.
- Handle with care to avoid mechanical or electrical damage to the circuit board and connectors.
- Only handle the board by the edges when powered on to minimize the risk of electrostatic discharge damage.

Power :

- Use only a 12V/2A DC minimum external power supply that complies with relevant regulations and standards for your country.

Environment:

- Operate in a well-ventilated environment, even if using a case.
- Place on a stable, flat, non-conductive surface and avoid contact with conductive items.

Connections :

- Use peripherals that comply with relevant standards for the country of use and ensure proper insulation and operation.

Additional notes :

- This summary is not exhaustive, please refer to the full User Manual for details.
- If you are unsure about any aspect of safety or operation, consult a qualified professional.

Contact Us:

Headquarters: DEBIX Technology Inc., 8345 Gold River Ct., Las Vegas, NV 89113, USA
Factory: 5-6/F., East Zone, Shunheda A2 Building, Liuxiangdong Industrial Park, Xili, Nanshan Dist., Shenzhen, China
Email: info@debix.io
Website: www.debix.io
Community: <https://discord.com/invite/adaHHaDkH2>

